

SOUTHWEST WEST CENTRAL SERVICE COOPERATIVE



Education & Administrative Resources

STARRS 612 Online Academy Orientation

Student Edition

2025-2026

Our STARRS Online Academy Team

Stephanie Streng

Director of Alternative Programs

Dawn Christiansen

Online Learning Manager

Sarah Neu

Student Success Coach

6-12 Teachers

Jennifer Besser (6 Grade/Electives), Marissa Erdman (Social Studies/Electives), Matt Fjerkenstad (Science), Isabelle Morris (World Languages/EL Services), Eric Nelson (Mathematics/Electives), Sarah Neu (English)

What Will You Use To Complete Your Coursework?

You will login to Edgenuity to complete your coursework.

You will need:

- A quiet space
- Computer, Laptop, Chromebook, or iPad
- A printer to print Guided Notes (Optional)
- Paper/notebook and pencil for notes
- Wi-Fi



Daily Student Expectations

→ Login every school day

- ◆ Pacing requires a minimum of 30 -45 minutes per day per class

→ Take notes

- ◆ If available, students should use Guided Notes (print or fill in digitally)
- ◆ The option to take notes is available for all courses
- ◆ All notes can be used on quizzes and test

→ Check messages daily

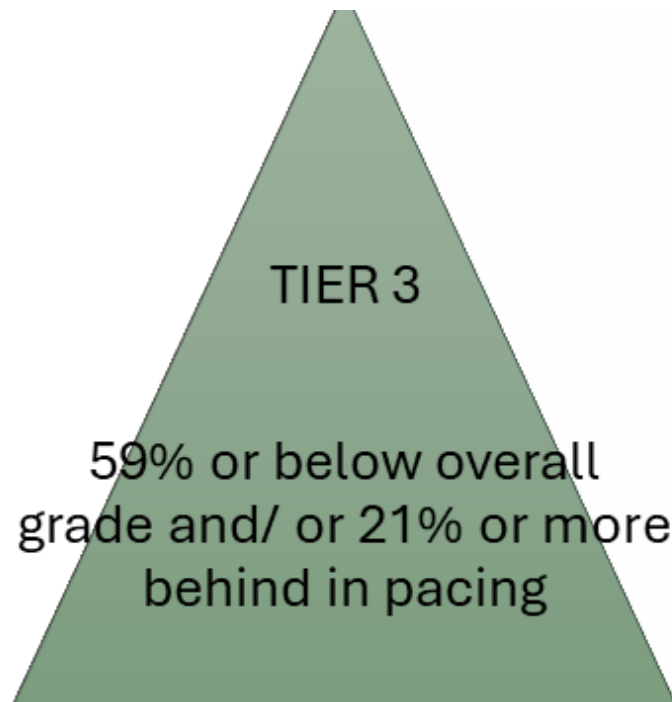
- ◆ respond to teachers promptly

→ Reach out via message or email to teachers when they need help

→ If you do not meet these expectations and begin to fall behind, you will be referred to our Multiple Tiered Support System (see next slide)

Multiple Tiered Support System (MTSS)

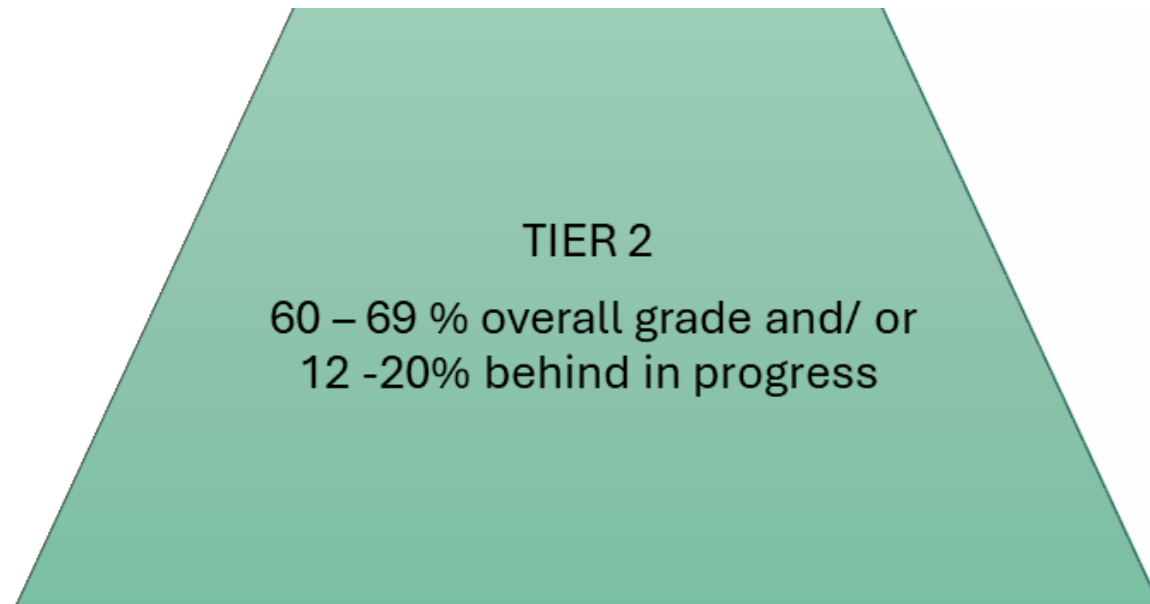
If a student's grade falls below 59% and/or they become 16% or more behind (pacing), they will be required to meet the following expectations.



- All tier 1 communications
- Bi-weekly check-ins with teacher
- Class schedule will be built for time management
- Further accommodations as needed
- Required TEAMS meeting with parent, student and school personnel
- Goals set for grade attainment

Multiple Tiered Support System (MTSS) Cont.

If a student's grade falls between 60-69% and/or they become behind by 4-15%, they will be required to meet the following expectations.



- All tier 1 communications
- Required weekly check in with teacher
- Required goals set for time management and course work
- Individual meeting or phone call to home with parent and student
- Email update to mentor(s)

Multiple Tiered Support System (MTSS) Cont.

If a student's grade is 70% or higher and they are on pace to finish, they are doing well and should continue the good work.

TIER 1

Universal Supports: 70% or higher overall grade and on pace to finish course by end of semester.

- Students are advocating for themselves, asking questions when needed
- Expectations sent to every family at the beginning of the semester
- Notebooks and notetaking are encouraged
- Individual emails or phone calls to students/ family on an as needed basis.
- Encourage Goal setting
- Teacher is responding to student in a timely manner (24hours during the week)
- Option to schedule the live work sessions on TEAMS
- Bi-monthly progress reports sent through Edgenuity
- Parent, student and mentor sign acknowledgment of expectations

Reminders

- It is YOUR responsibility to complete your work by your target date (usually end of quarter/semester).
- Know when your target date is (ask if you need) and keep this date posted somewhere and/or in your calendar!
- We are here to help, but we can only do so much through a screen or phone. Please work with us and reach out when you need help!

We want you to be successful!

Important Things to Know and Locate

Login Page



[Request more information](#)

[Search](#)

[Jobs](#)

[Blog](#)

[Login](#)

[Share](#)

[Products](#)

[Services](#)

[Solutions](#)

[The Difference](#)

[The Experience](#)

[Support](#)

[News + Reviews](#)

[Home](#) » [SIS Login page](#)

Student Information System

Login:

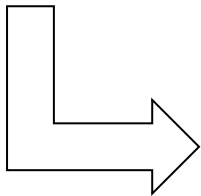
Password

[Forgot your login and/or password?](#)



[Watch the orientation video](#)

Students AND parents use
this link to login.
BOOKMARK THIS LINK



sislogin.edgenuity.com

Guided Notes (Our #1 Tip for Success)

- Taking notes is crucial for your success in this program.
- Look at the **red** text box and arrow to find the Guided Notes (if available for your course)
- Look at the **green** text box and arrow to view your eNotes.
 - eNotes can be added *during instruction* by clicking the + in the top right corner

Click this symbol to view eNotes that you have taken for your course

Click this symbol to download the Guided Notes for each unit.

MN-World History B

Course Map

UNIT: THE AGE OF REVOLUTIONS: THE INDUSTRIAL AGE

The Industrial Age

WARM-UP

JAN 17 Warm-Up
Get ready for the lesson.
Your Time: 3m 59s

JAN 17 Instruction
How did the Industrial Revolution alter the world economy in the nineteenth century?
Your Time: 33m 4s

JAN 18 Quiz
70%
Your Time: 7m 8s

The Growth of Cities

Course Report Next Activity

The Age of Revolutions: The Industrial Age

- The Age of Revolutions: The New Imperialism
 - The New Imperialism
 - Spheres of Influence in Muslim Lands
 - India under British Rule
 - Imperialism in East Asia
 - The Rise of Modern Japan
 - Imperialism in Africa
 - American Imperialism
- Unit Test
- A Half-Century of Crisis and Achievement: World War I
- A Half-Century of Crisis and Achievement: World War II

Example Guided Notes:

Edgenuity

Warm-Up The Industrial Age

Lesson Question

Lesson Goals

Learn about the Industrial Revolution.

Explain the effects of the [] revolution.

Describe how advancements in [] changed society.

Explain why the Industrial Revolution began in []

Dashboard

- This is what you will see when you login
- View this area to get a brief overview of your progress in all your courses.
- You will be able to click directly on your courses to begin working

The screenshot shows the Edgenuity dashboard for a student named Calandra Stith. The top navigation bar includes the Edgenuity logo, a 'Student Nine' tab, and a 'Create New Application' button. A sidebar on the left lists various dashboard options. The main content area, titled 'DASHBOARD', provides an overview of the student's current status and academic progress. A red arrow points to the 'Grade' column in the 'Academic Snapshot' table, which is circled in red. A text box on the right explains that the grade shown is the 'Actual Grade' and that it will reflect late work deduction.

Edgenuity Hello, Calandra Stith [Logout](#)

Student Nine Create New Application

DASHBOARD

Here you can see an overview of the current student status and academic progress.

Academic Snapshot

This student is currently enrolled in 6 courses:

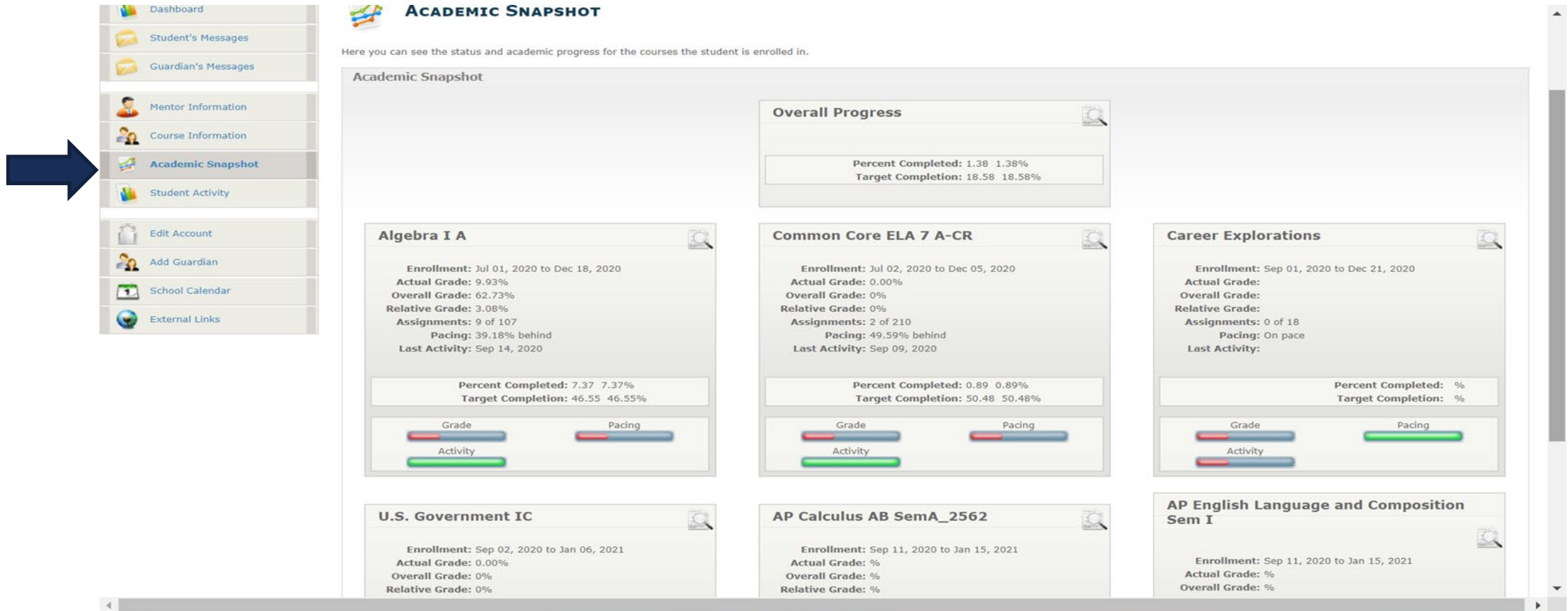
Course	Grade	Percentage Complete	Pacing
3 A Language Arts	22.08%	11.62%	Behind
3 A Math	76.17%	44.44%	Ahead
3 A Science	30.24%	13.73%	Behind
3 A Social Studies		2.56%	Behind
3 A Physical Education		0%	Behind
1 A Arts and Crafts		0%	Behind

Please Note:

The grade shown here is the “Actual Grade.” If you are behind it will reflect late work deduction. Please use the Academic Snapshot on the next slide for accurate grades.

Academic Snapshot

- View this area to get a more detailed overview of your progress in all of your courses.
- The following slide has definitions of each grade type shown here



The screenshot displays the 'Academic Snapshot' dashboard. On the left is a vertical navigation sidebar with icons and labels for various features. A large blue arrow points to the 'Academic Snapshot' link in this sidebar. The main content area is titled 'ACADEMIC SNAPSHOT' and includes a subtitle: 'Here you can see the status and academic progress for the courses the student is enrolled in.' Below this, there are six course progress cards arranged in a 2x3 grid. Each card shows enrollment dates, actual and overall grades, relative grades, assignment counts, and pacing information. At the bottom of each card are three horizontal progress bars for Grade, Pacing, and Activity.

Navigation Sidebar:

- Dashboard
- Student's Messages
- Guardian's Messages
- Mentor Information
- Course Information
- Academic Snapshot**
- Student Activity
- Edit Account
- Add Guardian
- School Calendar
- External Links

Overall Progress

Metric	Value	Target
Percent Completed	1.38	1.38%
Target Completion	18.58	18.58%

Algebra I A

Enrollment: Jul 01, 2020 to Dec 18, 2020
Actual Grade: 9.93%
Overall Grade: 62.73%
Relative Grade: 3.08%
Assignments: 9 of 107
Pacing: 39.18% behind
Last Activity: Sep 14, 2020

Metric	Value	Target
Percent Completed	7.37	7.37%
Target Completion	46.55	46.55%

Common Core ELA 7 A-CR

Enrollment: Jul 02, 2020 to Dec 05, 2020
Actual Grade: 0.00%
Overall Grade: 0%
Relative Grade: 0%
Assignments: 2 of 210
Pacing: 49.59% behind
Last Activity: Sep 09, 2020

Metric	Value	Target
Percent Completed	0.89	0.89%
Target Completion	50.48	50.48%

Career Explorations

Enrollment: Sep 01, 2020 to Dec 21, 2020
Actual Grade: %
Overall Grade: %
Relative Grade: %
Assignments: 0 of 18
Pacing: On pace
Last Activity: %

Metric	Value	Target
Percent Completed	%	%
Target Completion	%	%

U.S. Government IC

Enrollment: Sep 02, 2020 to Jan 06, 2021
Actual Grade: 0.00%
Overall Grade: 0%
Relative Grade: 0%

AP Calculus AB Sema_2562

Enrollment: Sep 11, 2020 to Jan 15, 2021
Actual Grade: %
Overall Grade: %
Relative Grade: %

AP English Language and Composition Sem I

Enrollment: Sep 11, 2020 to Jan 15, 2021
Actual Grade: %
Overall Grade: %

Grade Breakdown

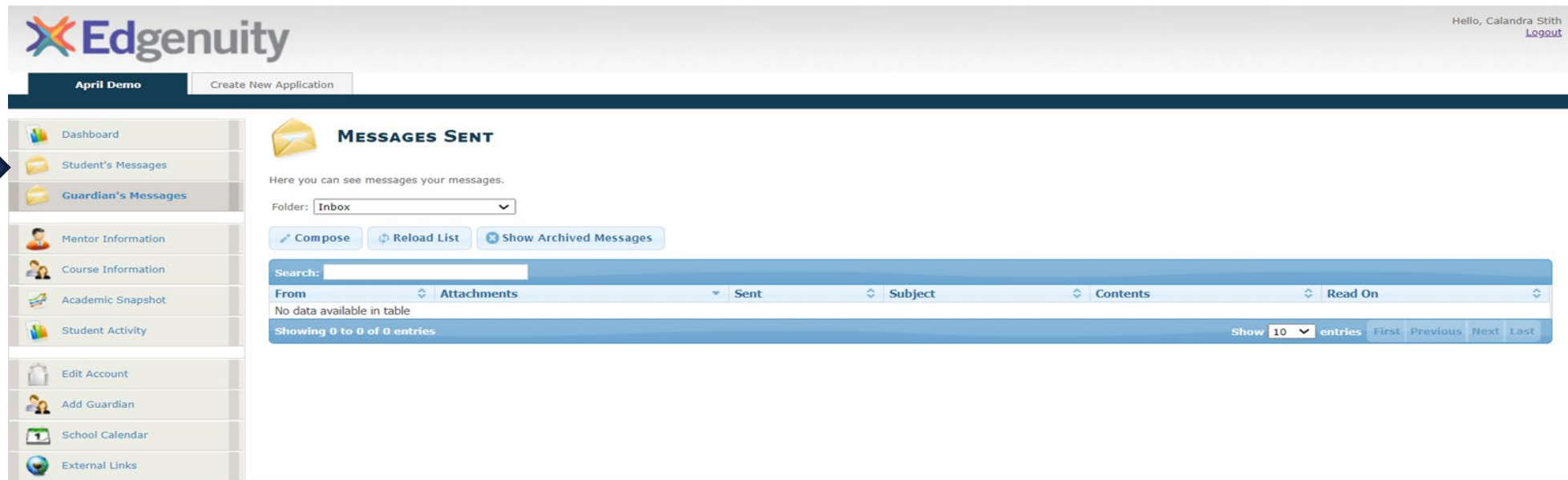
EXAMPLE EXPLANATION:

- Actual Grade– The average of completed graded activities deducting the behind pacing percentage amount if student falls behind pace.
- Overall Grade– The average of completed graded activities only (past due activities are not included).
- Relative Grade– The average of completed graded activities and zeros for every single activity that's left in the course to complete. **This is the grade that will be used for final grades.**

If you are on pace or ahead of pace, the actual grade and overall grade will always match. If you complete your course 100%, all three grades will match.

Messages

- Make sure you are checking your messages on a daily basis. You can use this messaging system or email to communicate with your teachers.
- It is important that you communicate with your teachers on a regular basis to ensure you are successful!



The screenshot displays the Edgenuity user interface. At the top, the Edgenuity logo is on the left, and the user's name 'Hello, Calandra Stith' with a 'Logout' link is on the right. Below the header, there's a navigation bar with 'April Demo' and 'Create New Application' buttons. The left sidebar contains a list of links: Dashboard, Student's Messages, Guardian's Messages (highlighted by a blue arrow), Mentor Information, Course Information, Academic Snapshot, Student Activity, Edit Account, Add Guardian, School Calendar, and External Links. The main content area is titled 'MESSAGES SENT' and includes a message icon. Below the title, it says 'Here you can see messages your messages.' and 'Folder: Inbox'. There are buttons for 'Compose', 'Reload List', and 'Show Archived Messages'. A search bar is present. Below the search bar is a table with columns: From, Attachments, Sent, Subject, Contents, and Read On. The table is currently empty, displaying 'No data available in table'. At the bottom of the table, it says 'Showing 0 to 0 of 0 entries'. On the right side of the table, there are controls for 'Show 10 entries' and navigation links: First, Previous, Next, Last.

Course Information

- This is where you can find all of your teachers' information.

Edgenuity Hello, Calandra Stith [Logout](#)

April Demo [Create New Application](#)

COURSE INFORMATION

Here you can see information about courses and teachers.

[Algebra I A](#) [AP Calculus AB SemA_2562](#) [AP English Language and Composition Sem I](#) [Career Explorations](#)

[Common Core ELA 7 A-CR](#) [U.S. Government IC](#)

Algebra I A [Go to course](#)

Description

Length and Credits
This course is worth 0.5 credits and the suggested duration is 18 weeks.

Upcoming Events
There are no events scheduled for this section.

Teacher Information

Name: Christina Gallup
Email: Christina.Gallup@edgenuity.com
Phone: 313-364-9411

Bio: I am a Michigan certified Math and Economics teacher for grades 6-12. I have been teaching for 7 years.

Hours: To book a meeting in my virtual office, use this scheduling page. [Book an Appointment](#)
To enter my virtual office, click [HERE](#).

[Email teacher](#)

Rate this teacher:
★★★★★ [Submit](#)

Genius SIS (c) - All rights reserved
[Genius SIS](#)

Questions about enrollments?

stephanie.strenge@swsc.org

or

starrs@swwc.org

Other resources from Edgenuity:

<https://help.imagineinstructionalservices.com/hc/en-us>

*Click on: Help for Students

Questions for teachers?

Sarah.neu@swwc.org

Marissa.erdman@swwc.org

Eric.nelson@swwc.org

Matt.fjerkenstad@swwc.org

Isabelle.morris@swwc.org

Jennifer.Besser@swwc.org